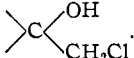


i.e., by 20%. To correct this error: seven lines below the B_0 formula read $\delta_{\text{arom}} = +2.7 \times 10^{-6}$; in the second line from the bottom read $+3.7$ p.p.m.; in the first full paragraph of col. 2, line 7, read "separated by about 1.2 Å." The empirical adjustment made in col. 2 and corrected above considerably reduces the effect of the 20% error on all further calculations. The rest of the calculations are affected only very slightly, and the conclusions not at all.—JOHN S. WAUGH.

C. J. Pedersen. Preparation of N,N' -Disubstituted p -Quinonediiimine- N,N' -dioxides.

Pages 2295 ff. The data on and references to N,N' -dimethyl- p -quinonediiimine- N,N' -dioxide, except in Table IV, should be disregarded, since the sample which was taken to be this compound was found, on further examination, to be N -methyl- p -nitroaniline contaminated with a small amount of a yellow photosensitive substance.—CHARLES J. PEDERSEN.

James G. Traynham and O. S. Pascual. Effects of Ring Size on the Reactions of Cyclic Olefins: Halohydrins from Methylene cycloalkanes.

Page 2342. In Table I, col headings, the second formula should read .—JAMES G. TRAYNHAM.

Nelson J. Leonard, John C. Little and A. Jerry Kresge. The Structure of Chloretyl, the Product of the Reaction between Chloral and Biacetyl.

Page 2643. In the legend of Fig. 1, line 2, read "reference ($\div 30$ for parts per million). . ."—NELSON J. LEONARD.

Glen A. Russell. Deuterium-isotope Effects in the Autoxidation of Aralkyl Hydrocarbons. Mechanism of the Interaction of Peroxy Radicals.

Page 3871. In col. 2, line 8 from bottom; for $2k_{de}$ [AIBN] $^{1/2}$ read $2k_{de}$ [AIBN].

Page 3872. In footnote 3, line 16, for $k_d = 1.78 \times 10^{15} \exp(-31,300/RT)$ read $k_d = 0.89 \times 10^{15} \exp(-31,300/RT)$ and in lines 25–26 for $k_d = 4.9 \times 10^{15} \exp(-31,200/RT)$ read $k_d = 2.45 \times 10^{15} \exp(-31,200/RT)$.—GLEN A. RUSSELL.

Arthur C. Cope, Norman A. LeBel, Hiok-Huang Lee and William R. Moore. Amine Oxides. III. Selective Formation of Olefins from Unsymmetrical Amine Oxides and Quaternary Ammonium Hydroxides.

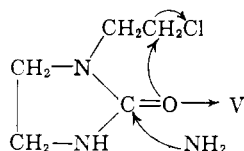
Page 4725. In Table III the figures in the last line of columns 2, 3, 4 and 5 should be 10.5×10^3 , 7.0×10^3 , 3.9×10^6 and 2.6×10^6 , respectively.

Martin J. Weiss and Maurice D. O'Donoghue. Synthesis of Certain 3-Hydroxy-3-phenylpropylsulfonium Salts. Sulfonium Analogs of Artane (Trihexyphenidyl) and Pathilon (Tridihexethyl Iodide).

Page 4771. Add at the end of the first paragraph: "Two Artane type analogs, (3-cyclohexyl-3-hydroxy-3-phenylpropyl)-diethylsulfonium iodide and (3,3-diphenyl-3-hydroxypropyl)-dimethylsulfonium iodide—entries 1 and 9 in Table II—have been reported previously by Protiva and Exner [*Chem. Listy*, 47, 736 (1953)]; *Coll. Czech. Chem. Comm.*, 19, 615 (1954)].—MARTIN J. WEISS.

A. F. McKay, G. Y. Paris and M.-E. Kreling. A New Molecular Rearrangement. III. Aminolysis of 1-(β -Chloroethyl)-2-imidazolidone.

Page 5277. The structure indicating the over-all concerted mechanism for the formation of V should appear as



In Col. 2, line 4 of Experimental section and page 5278, col. 2, line 13, superscript 2 should be superscript "1."—A. F. MCKAY.

H. K. Hall, Jr. Steric Effects on the Base Strengths of Cyclic Amines.

Page 5447. In col. 1, between lines 4 and 3 from the end, add: "This methylation was performed much more satisfactorily using formaldehyde and formic acid.¹⁶ In this way a 93.6% yield of pure 1,2,2,6,6-pentamethylpiperidine, b.p. 187.0–187.5°, n_D^{20} 1.4585, was obtained on a 200-g. scale, the distillation being performed in a spinning band column. The infrared spectra of the two preparations were practically identical.—H. K. HALL, JR.

William D. Schaeffer, W. S. Dorsey, Davis A. Skinner and C. G. Christian. Separation of Xylenes, Cymenes, Methyl-naphthalenes and Other Isomers by Clathration with Inorganic Complexes.

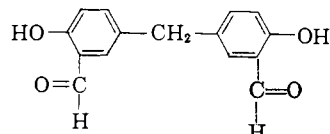
Page 5870 ff. We regret that no mention was made of an earlier report by J. Leicester and J. K. Bradley (*Chemistry and Industry*, 1449 (1955)) describing complexes, probably clathrates, of biphenyl and 4-aminobiphenyl with monoamino nickel cyanide, $Ni(CN)_2 \cdot NH_3$.—WILLIAM D. SCHAEFFER.

Sidney I. Miller and Peter K. Yonan. The Displacement Reaction of Haloalkenes with Iodide Ion. A Survey of Reactivity and Mechanism.

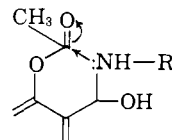
Page 5935. In Table V, col. 4, for " 1.33 ± 0.9 " read " 13.3 ± 0.9 ."—SIDNEY I. MILLER.

C. S. Marvel and N. Tarköy. Heat Stability Studies on Chelates from Schiff Bases of Salicylaldehyde Derivatives.

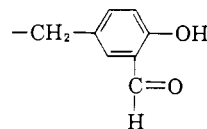
Page 6000. In col. 1, Formula II should be



In col. 2, the left middle part formula should be



Page 6001. The extreme right part of formula III should be



Nelson J. Leonard and Ronald R. Sauer. Unsaturated Amines. XI. The Course of Formic Acid Reduction of Enamines.

Page 6212. In col. 2, under "With Formic-*d* Acid-*d*," line 10, for "(10 mm.)" read "(19 mm.)"—NELSON J. LEONARD.

Stanley Ulick and Seymour Lieberman. Evidence for the Occurrence of a Metabolite of Aldosterone in Urine.

Page 6568. In col. 1, text line 7, for "axial" read "equatorial."—SEYMOUR LIEBERMAN.

1958, VOL. 80

Leo V. Dvorken, R. Bruce Smyth and Kurt Mislow. Stereochemistry of the 1,2,3,4-Dibenz-1,3-cyclooctadiene System.